

## SPHERICAL GRAPHS - ANSWERS

Identify by letter the graph that corresponds to each of the following functions.

$$\begin{aligned} &\rho = \cos 2\varphi \\ 1. \quad &0 \leq \theta \leq 2\pi \quad \quad \quad \underline{\text{e}} \\ &0 \leq \varphi \leq \pi \end{aligned}$$

$$\begin{aligned} &\rho = \varphi \\ 2. \quad &0 \leq \theta \leq 2\pi \quad \quad \quad \underline{\text{c}} \\ &0 \leq \varphi \leq \pi \end{aligned}$$

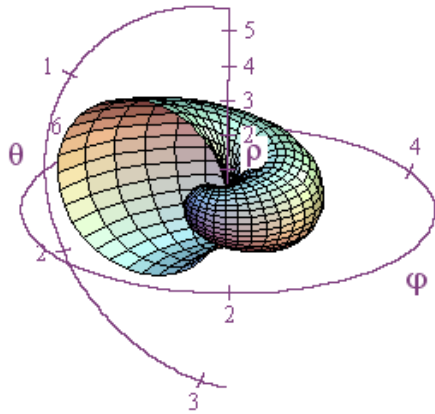
$$\begin{aligned} &\rho = \cos 4\varphi \cdot \cos 4\theta \\ 3. \quad &0 \leq \theta \leq 2\pi \quad \quad \quad \underline{\text{f}} \\ &0 \leq \varphi \leq \pi \end{aligned}$$

$$\begin{aligned} &\rho = \sin \varphi \cdot 1.3^\theta \\ 4. \quad &0 \leq \theta \leq 2\pi \quad \quad \quad \underline{\text{a}} \\ &0 \leq \varphi \leq \pi \end{aligned}$$


$$\begin{aligned} &\rho = 3 \\ 5. \quad &0 \leq \theta \leq 2\pi \quad \quad \quad \underline{\text{b}} \\ &0 \leq \varphi \leq \pi \end{aligned}$$

$$\begin{aligned} &\rho = \cos 2\theta \\ 6. \quad &0 \leq \theta \leq 2\pi \quad \quad \quad \underline{\text{d}} \\ &0 \leq \varphi \leq \pi \end{aligned}$$

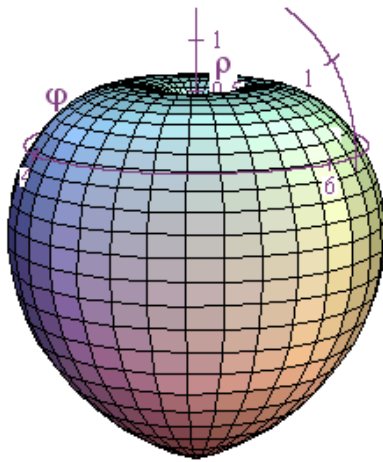
# SPHERICAL GRAPHS - ANSWERS



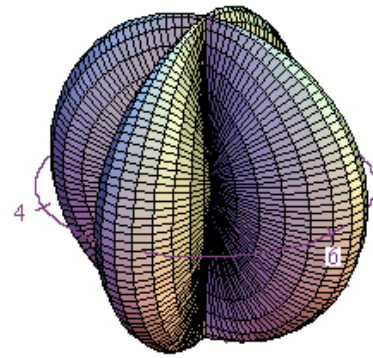
a.



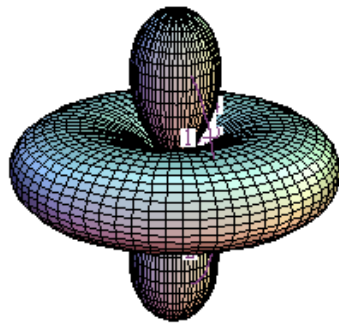
b.




c.



d.



e.



f.