

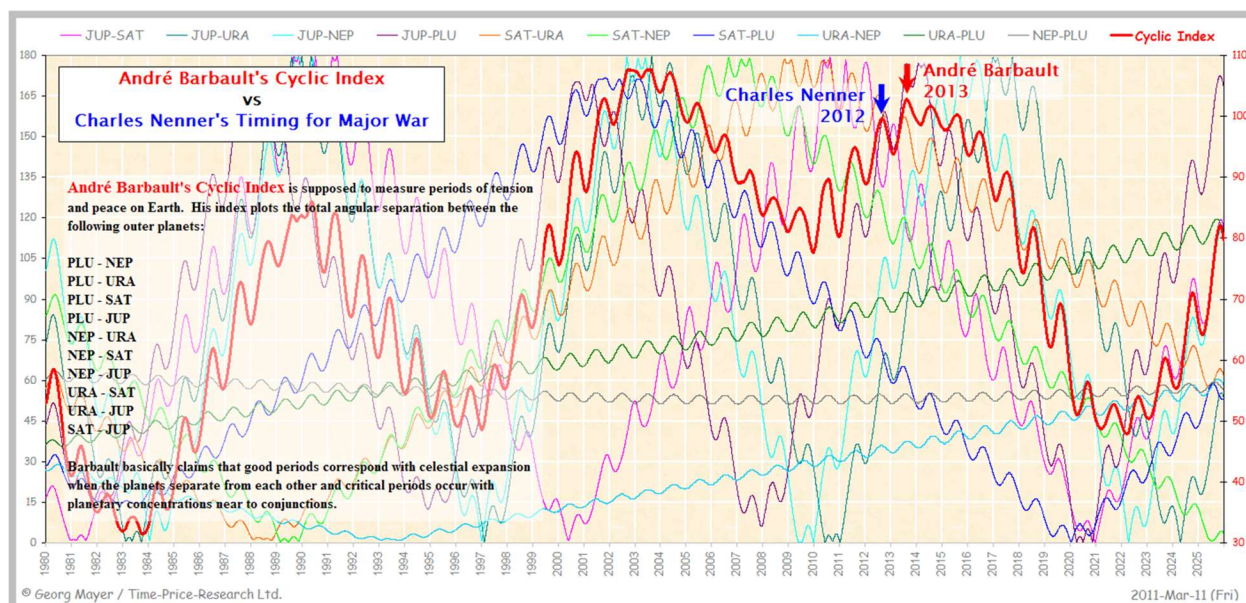
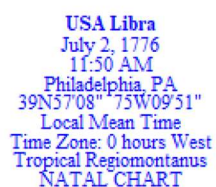
2022 ASPECTS THAT I WORRY ABOUT

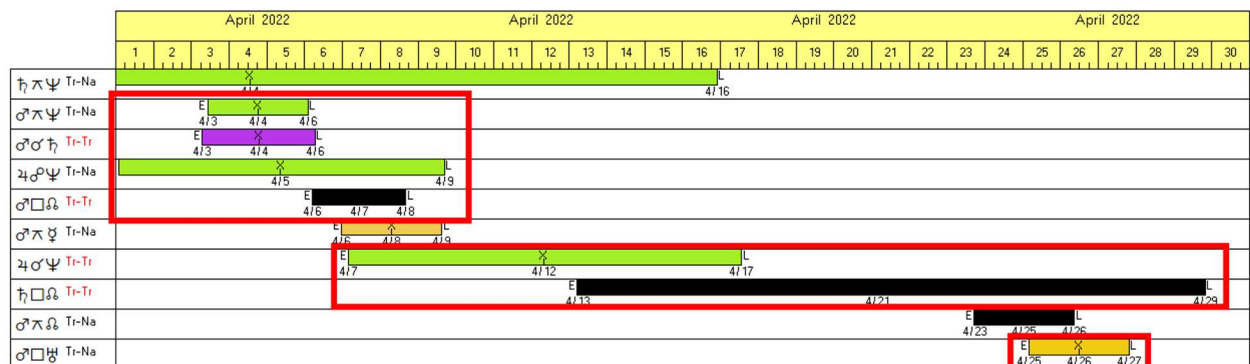
Is America in trouble? I think it is, and even more so than the rest of the world in 2022 as indicated by astrology. Thus, in order to provide additional clarity to things, I have created a series of graphs showing all the hard aspects in 2022. Included are transit-to-natal, transit-to-transit, progressed-to-natal, and solar arc-to-natal. Nothing turned up in these last two categories, but a lot is going on with respect to transit-to-natal and transit-to-transit. The transit-to-transit aspects will apply to the world at large, while the transit-to-natal aspects apply only to the USA. Also, the aspects I've classified as "hard aspects" are all part of the 12th harmonic aspects, or in other words, aspects that are multiples of 30°. In particular, I've included the conjunction, square, quincunx, and opposition, but not the semisextile, sextile, nor trine. I also have not included any aspects that belong to other harmonics such as the semisquare, sesquiquadrate, quintile, or septile. Hence, if there is a "sesquiquadrate storm" going on at some point during the year, then, for better or worse, it is not included here. Nonetheless, what is included looks pretty significant.


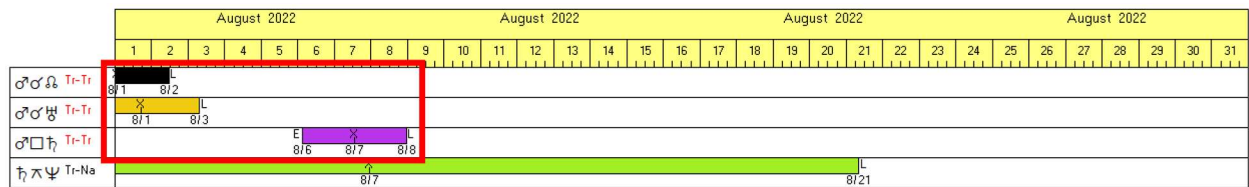


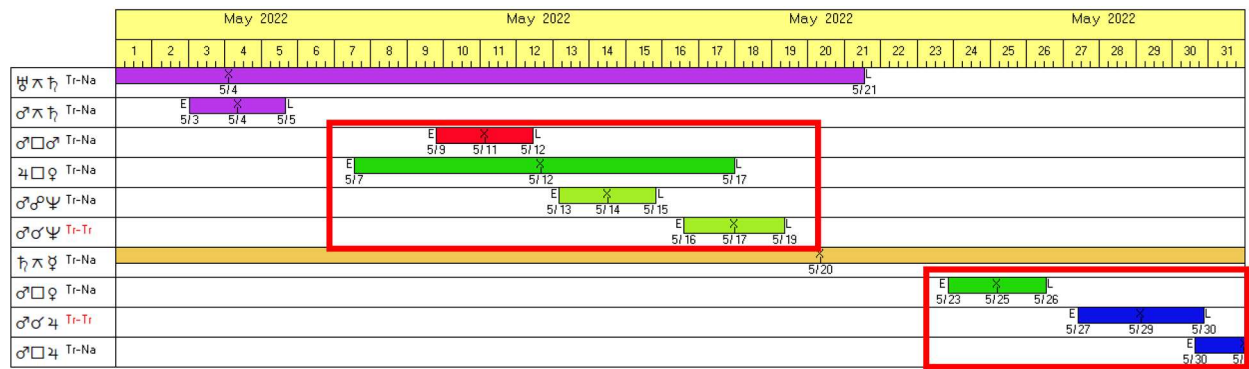
The planets I've included are mainly Mars, Jupiter, Saturn, Neptune, Pluto, and true North Node for transits. For progressed planets, I looked only at progressed Mars and found nothing. Also, my current preference for the USA chart is the July 2nd chart that financial astrologer Raymond Merriman favors. What I like about this chart as it pertains to current events is that every time transiting Pluto has neared conjunction with its Capricorn Moon, more people have died in America just as Pluto conjunct Moon would suggest, and on the day that the Civil War started, Neptune moved from Pisces into Aries and made an exact square to Venus in this chart. Nonetheless, the chart that a majority of astrologers prefer for the USA is the July 4th chart with Sagittarius rising. Hence, below are both charts, and the most significant difference between them is that in one the Moon is in Aquarius while in the other it is in Capricorn. Thus, if you prefer a July 4th or any other chart, then you may ignore below any aspects to the Moon that I highlight. All the other planets, however, stay in pretty much the same position as things move from July 2nd to July 4th, and so the dates given below will be fairly close to what one would see with any July 4th chart. At Astrodatabank one can find fourteen different charts that astrologers use for the birth of America, and I personally think that they are all more or less valid. I just have a preference at this moment for the July 2nd chart. Also, since I am not convinced one way or the other that we can trust the precise birthtimes in many of these USA charts, I tend to prefer versions with 0° Aries rising and to not consider aspects to the Ascendant or Midheaven. Undoubtedly, different astrologers will make different choices for their own logical reasons, and that is fine. When they do so, I'm sure that they will also find some important things that I've missed. There's a lot that can be looked at, and while I have likely missed some things, I've also found a lot. Furthermore, in the each of the monthly graphs below I've inserted rectangles around those aspects that concern me the most. And one final note is that the Brabault cyclic index will reach its lowest point of the century around April 5, 2022. This index represents the cumulative angular separation between each planetary pair from Jupiter through Pluto, and when this separation is low, then the outer planets are closer together, thus creating an imbalance. The low point in 2020 when coupled with some outer planetary conjunctions resulted in the late mundane astrologer André Barbault suggesting almost a decade before the fact that the world might face a pandemic in 2020. The lowest point for the century of this cycle index occurs in April 2022, and after that things should gradually get better for the rest of the decade. Additionally, since the axis for the Lunar Nodes will shift in 2022 from Gemini-Sagittarius to Taurus-Scorpio, the world's emphasis may also shift from information and misinformation to sheer survival. Enjoy, and may the results stimulate some thinking!

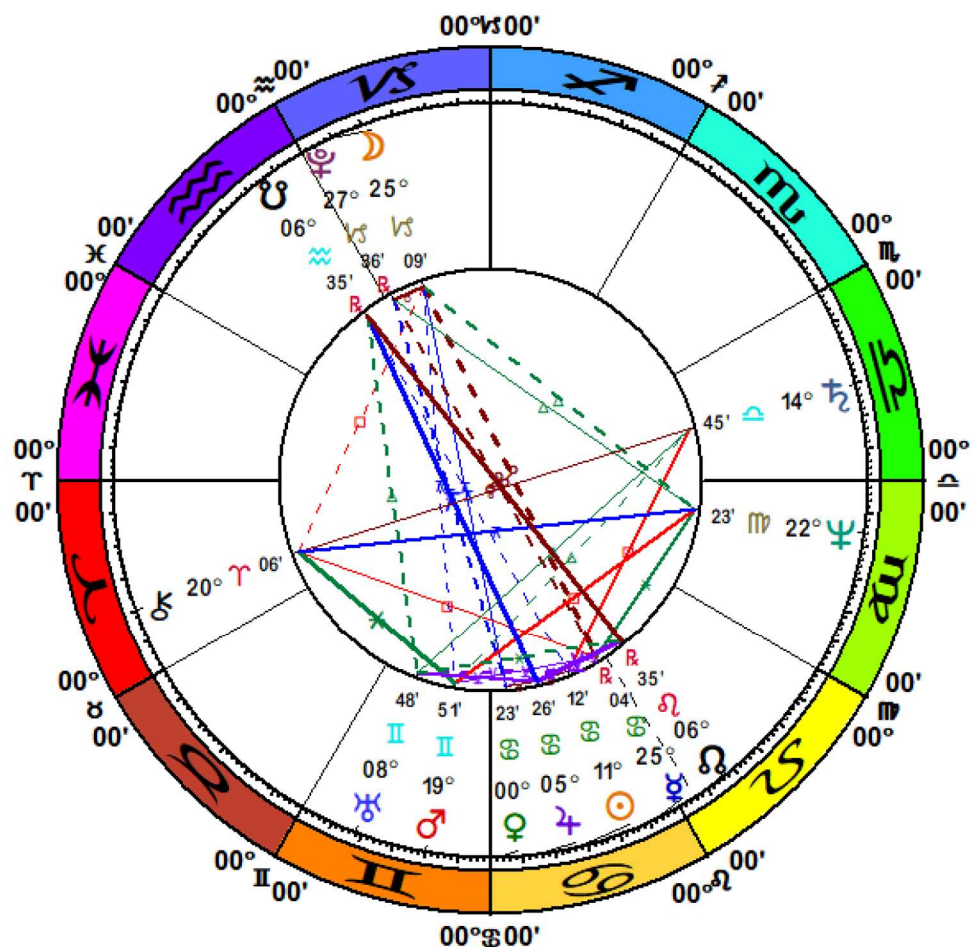
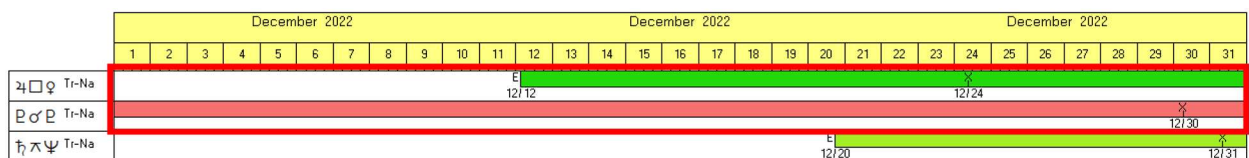
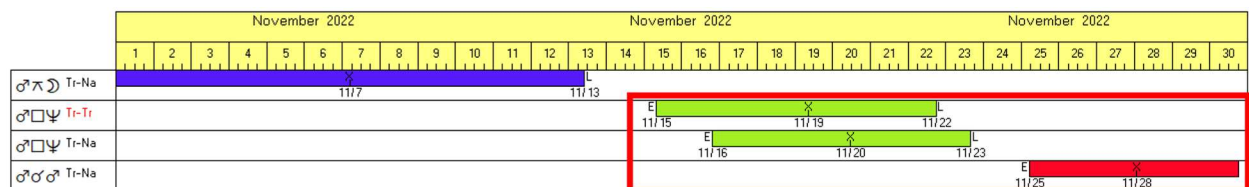



Astrodatabase lists about 14 different charts for America









NATAL CHART

USA Libra
 July 2, 1776
 11:50 AM
 Local Mean Time
 Philadelphia, PA
 39N57'08" 75W09'51"
 Time Zone: 0 hours West
 Geocentric
 Tropical 0-Aries

Doc Benton
 The Hanged Man
 Scottsdale, AZ 85255