

Lesson 20

FRIEZE GROUPS – PRACTICE

Use the flow chart from the lesson to classify each frieze pattern below as either F1, F2, F3, F4, F5, F6, or F7.

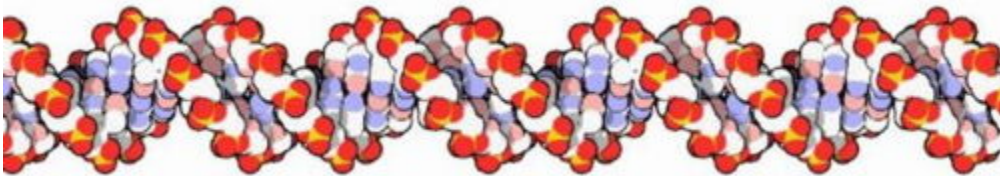
1.



2.




3.



4.



5.



Lesson 20


6.




7.



8.



9.



10. Either through drawing by hand or by using a program such as Photoshop, create examples of each of the seven frieze groups.